



**BAJABRELLA**

377 EAST DEER CREEK LANE  
FRESNO, CALIFORNIA 93720  
PHONE: 559-434-1819  
FAX: (559) 492-2637

# ORDER FORM

PLEASE FAX PAGE 3 OF THIS FORM TO: (559) 492-2637



### ORDERING INSTRUCTIONS:

When ordering your umbrella, the price shown includes our Standard Assembly Kit (seen on left). This “kit” is the pole assembly that hangs and extends the umbrella up and outward. The material used for your umbrella support is not what is used normally in the “umbrella industry”. It is a high grade, heavy walled 6061 T6 Aluminum that exceeds the normal industry standard. This is everything you will need aside from the actual mount system. Please follow the steps below to configure the custom Bajabrella that fits your specific needs.

### STEP 1: CHOOSE YOUR UMBRELLA

#### Polyester

Polyester is our most affordable covering. Our lightweight 7 oz. Polyester awning is treated with 3M Scotchgard. If you are the type of person who likes to redecorate your space often with a “pop” of color, then this is the option for you! Replacement covers are available at a minimal cost.

#### Olefin


Olefin is a more durable fabric enabling greater protection and increased longevity. This is our recommended covering option and is an excellent choice for those who want a higher quality awning at a more affordable cost than Sunbrella fabric.

#### Choose your fabric type and size:


	Polyester	Olefin
7.5' Umbrella with Standard Extension Kit Assembly	\$209.00	\$ 244.00
9' Umbrella with Standard Extension Kit Assembly	\$219.00	\$ 254.00
11' Umbrella with Standard Extension Kit Assembly	\$259.00	\$ 294.00

### STEP 2: CHOOSE YOUR COLOR

#### Polyester Color Choices:



#### Olefin Color Choices:



PLEASE CONTINUE TO STEP 3 FOR MOUNTING OPTIONS

### STEP 3: CHOOSE YOUR MOUNT SYSTEM

We offer several unique patented mounting options that adapt into your outdoor living environment. These innovative mounting systems enable you to provide sun protection in every area of your outdoor space without the cumbersome base that the standard patio umbrellas must have to provide stability.



#### **In-Ground Mount                      \$35.00**

A very clean and uncluttered presentation for your umbrella. You can easily remove your umbrella and extension kit for seasonal storage. Simply cap off the In-Ground receptacle which is flush with the ground and it becomes “invisible” until the next spring. Installation: Minimal amount of labor is needed. Dig hole approximately 12in deep and 2ft round. Most local hardware stores offer “quick-set” cement for under \$10. Follow the instructions included with the cement.



#### **Wall Mount                                      \$89.00**

The Wall/Pole Mount can be mounted at any height to create a haven from the sun. A wonderful setting in which to enjoy your morning coffee and perhaps a glass of wine/iced tea in the early evening hours. As with all of our designs the inspiration is to bring the shade protection down a couple of feet above you so that you are more “IN” the umbrella than “under” it. For this mount system we especially recommend the wine/goblet table option that suspends directly from the center pole of the umbrella.




#### **Poolbrella Skimmer Mount \$79.00**

The Poolbrella Skimmer Mount design provides a very clean and uncluttered presentation of the umbrella in your outdoor pool environment. As seen in our video presentation, it drops right into your skimmer without requiring any drilling or bolting to secure



#### **Flange Mount                                  \$59.00**

The Flange mount is a versatile mounting option. Works perfectly for decking and fence rails. Its unobtrusive design blends seamlessly into any environment. Great for places with limited mounting space.



#### **Pool Sleeve Mount                          \$69.00**

This new product from Bajabrella meets a different set of needs. Some pool sleeves are in a location that might not allow for an offset umbrella (such as a “shelf” situation). For this reason the Sleeve Mount leaves the pole in the middle but made it larger in diameter and shorter. This brings the shade right over you. And yes, you have to duck to get under it! The bottom of the umbrella is approximately 4 feet off the water. Extensions are available if you prefer to raise it but the higher it is, the more stress it puts on the sleeve.

If an offset umbrella will work for your area then you can just purchase a kit of two items for your standard umbrella with extension kit. The umbrella kit shown includes optional beverage/condiment table (see Step 4 - Options).

### STEP 4: CHOOSE YOUR OPTIONAL ACCESSORIES

These creative umbrella accessories will make your Bajabrella functional as well as beautiful. Great for entertaining or for your own personal use! There are many Bajabrella options in the works. Please check back often for new additions.



#### **Wine Glass/Goblet Table                      \$69.00**



#### **Sleeve Mount Beverage/Snack Table                      \$159.00**

### ADDITIONAL OPTIONS: MODULAR EXTENSION KITS



You can add height or extend outward by integrating one of our Modular Extension Kits into your design.

- 1ft Modular Extension Kit (includes heavy duty adapter)                      \$32.00**
- 2ft Modular Extension Kit (includes heavy duty adapter)                      \$46.00**
- 3ft Modular Extension Kit (includes heavy duty adapter)                      \$60.00**



**BAJABRELLA**

377 EAST DEER CREEK LANE  
 FRESNO, CALIFORNIA 93720  
 PHONE: 559-434-1819  
 FAX: (559) 492-2637

# ORDER FORM

PLEASE FAX THIS PAGE TO: (559) 492-2637

DESCRIPTION  
COST

QUANTITY	UMBRELLA SIZE / FABRIC	COLOR	MOUNT	OPTIONAL ACCESSORIES	LINE TOTAL
<i>Example</i> 2	<i>9 ft. Polyester</i>	<i>Beige</i>	<i>Flange Mount</i>	<i>Wine Glass Holder</i>	<i>\$347.00</i>
	<i>\$219.00</i>	<i>NO CHARGE</i>	<i>\$59.00</i>	<i>\$69.00</i>	
		<i>NO CHARGE</i>			
		<i>NO CHARGE</i>			
		<i>NO CHARGE</i>			
		<i>NO CHARGE</i>			
		<i>NO CHARGE</i>			
		<i>NO CHARGE</i>			

Billing Address	Shipping Address	Payment	Sub Total
Name (First & Last): _____ Company: _____ Address: _____ City: _____ State: _____ Zip/Postal Code: _____ Phone: _____ Fax: _____	Name (First & Last): _____ Company: _____ Address: _____ City: _____ State: _____ Zip/Postal Code: _____ Phone: _____ Fax: _____ Type of Address (Circle One): <i>Commercial or Residential</i>	Credit Card Type (Circle One): <i>Visa or Mastercard</i>  Card Number: _____ Cardholders Name: _____ Expiration Date: _____ CVV2 Number: _____  <i>NOTE:</i> <i>An invoice stating taxes, shipping and grand total will be emailed/faxed/mailed to you upon your order request.</i>	